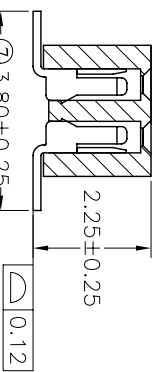
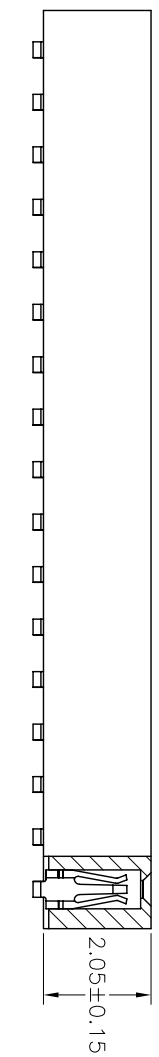
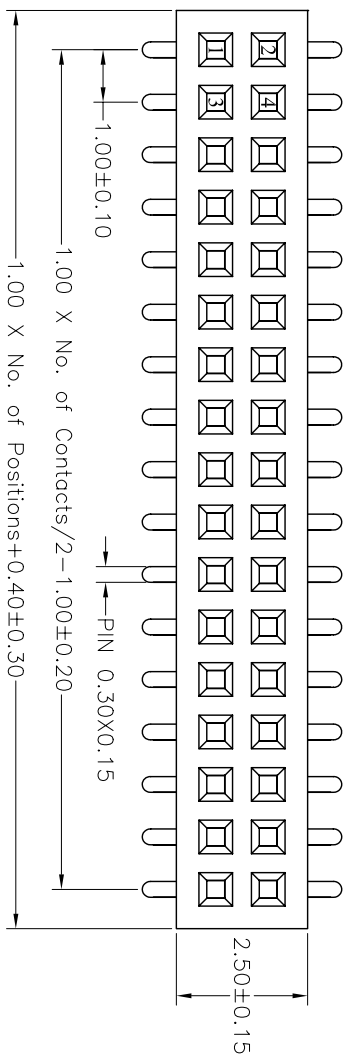


REVISION DATA			
ITEM	DESCRIPTION	DATE	REMARK
△A	端子板用側面尺寸標準3.80±0.25 → 3.60±0.25	05/06/18	
A0	端子贴片尺寸變更3.60±0.25 → 3.80±0.25	06/01/07	△A

1. 00*1. 00mm (0. 0394" *0. 0394") FEMALE HEADER, DUAL ROW, SMT
H=2. 1mm

SPECIFICATIONS

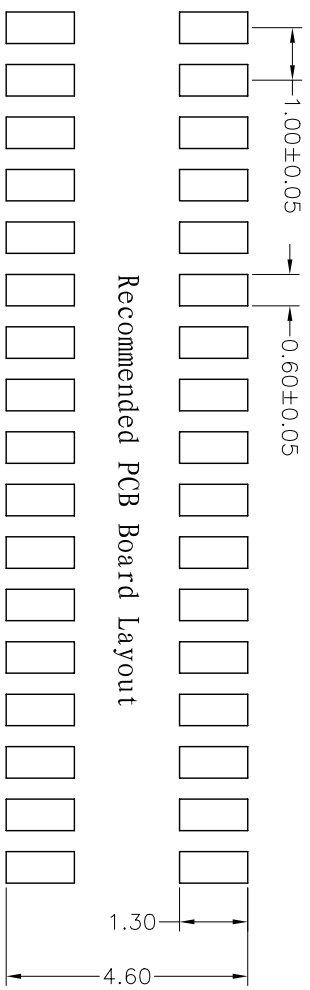
Current Rating: 0. 75AMP
 Contact Resistance: 30mΩ Max
 Insulation Resistance: 1000MΩ Min
 Withstand Voltage: 500V AC/minute
 Operation Temperature: -40°C to +105°C
 Contact Material: Phosphor Bronze
 Contact plating: Au or Sn Over Ni
 Insulator Material: High Temperature Thermoplastic (94V-0)



Ordering Information

2521-2 XX M XX X UN01

No. of Pins per Row: 02-50
 Contact Plating: G0=Gold Flash, G1=3μ"Gold, G2=5μ"Gold, G3=10μ"Gold, G4=15μ"Gold, G5=30μ"Gold, S0=Cold Flash/Tin, S1=3μ"Gold/Tin, S2=5μ"Gold/Tin, S3=10μ"Gold/Tin, S4=15μ"Gold/Tin, S5=30μ"Gold/Tin, SN=Tin
 Insulator Material: C=PA6T, D=LCP, E=PA46



Recommended PCB Board Layout

ZYSZ INDUSTRY CO., LTD

公差 (TOLERANCE)		绘图 (DRAWN)		审核 (APPROVE)		投影 (PROJECT)		料号 (PART NO)		发行编号 (Issue No)	
X. ± 5°	X.	绘图 (DRAWN)	审核 (APPROVE)	日期 (DATE)	06-01-07	品名 (NAME)	2521-2XXMXXXXUN01	页次 (PAGE)	1/1	1. 00双排母	SMT H=2. 10
. X ± 2°	. X ± 0. 38	校对 (CHECKED)		版本 (EDITION)	A0	图号 (DRAW NO)					
. XX ± 1°	. XX ± 0. 25	核准 (APPROVE)		比例 (SCALE)	7: 1	单位名称 (UNIT)	MM				
. XXX ± 0. 5°	. XXX ± 0. 12			日期 (DATE)	06-01-07	比例 (SCALE)	7: 1				